


SIGNATURE EAGLE



Superior quality and high productivity through the preliminary inspection

New standard of Folding Gluer

1. Powerful Drive

Because of adopting Line Shaft Direct Drive and because of all Shafts and supporting parts are heat-treated and abraded, it has excellent strength and degree of precision. Drive Pulley processed with one piece guarantees strong power delivery and long life.

2. Carton Aligner

Through it always aligns Cartons provided in Feeder Section regardless of machine speed, it guarantees accurate folding in Folding Section.

3. Getting longer Final Folding Section

Because it lengthens Folded section to the gunwales, it folds objects smoothly. Thereby it increases the accuracy of front and back folding points of the corrugated cardboards and the laminated cartons.

4. Loading Squaring Device and Spanker Device

When front and back folding points are warped in the case of particular Lock Bottom Carton work and A-type of corrugated cardboards and laminated cartons, it corrects automatically.

5. Getting more upgraded Compression Section

It is designed 900mm longer than existing one, so any type of carton can be compressed with complete form. Also it increases adhesion when working Double Wall Carton and Lock Bottom Carton with sponge assistant belt of two lines.

옵션

- SigPack • Spanker • Carton Aligner • SigFeed
- Inlet Spotter • Pocket Fold • Milling
- Attachment • Speedo Line • Ejector • Barcode
- Reader • Glue Detect Device • Nick Breaker
- Back Folding in Transfer section
- Compression section of Spanker form

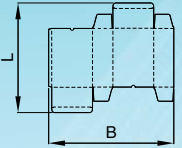
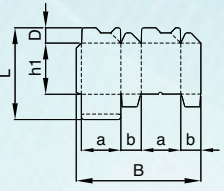
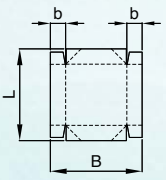
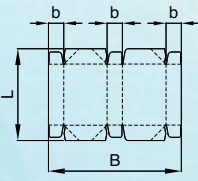
Signature
FOLDING CARTON GLUERS

[2Ra 526, Shiwha Ind.] 1361-10, Jungwang, Siheung,
Gyeonggi-Do, Korea Rep.
T. +82 31 433 2582 F. +82 31 433 2585
<http://www.acegluer.com> E-Mail: acegluer@acegluer.com

ACE MACHINERY CO., LTD.

ISO9001, CE certified, Choose Kyunggi Province's great promising minor enterprises, INNOBIZ

• SPECIFICATIONS SIGNATURE EAGLE

DESCRIPTION	135	145	165
1. STRAIGHT LINE CARTONS			
 B (mm)	180~1350	180~1450	180~1650
L (mm)	95~1200	95~1200	95~1200
Belt Speed (m/min)	250	250	250
2. LOCK BOTTOM CARTONS			
 B (mm)	200~1325	200~1425	200~1625
L (mm)	150~1000	150~1000	150~1000
D (max) (mm)	150	150	150
h1 (min) (mm)	65	65	65
a (min) (mm)	50	50	50
b (min) (mm)	50	50	50
3. 4-CORNER COLLAPSIBLE BOXES			
 B (mm)	185~1300	185~1400	185~1600
L (mm)	185~1000	185~1000	185~1000
b (min) (mm)	30~150	30~150	30~150
4. 6-CORNER COLLAPSIBLE BOXES			
 B (mm)	250~1300	250~1400	250~1600
L (mm)	185~1000	185~1000	185~1000
b (min) (mm)	30~150	30~150	30~150
FOLDING BOX BOARD(gm²)			
1. Folding Cartons	200~800	200~800	200~800
2. Lock Bottom Cartons	250~800	250~800	250~800
3. Collapsible Boxes	250~800	250~800	250~800
CORRUGATED BOARD			
1. Folding Cartons	E,B,A flute	E,B,A flute	E,B,A flute
2. Lock Bottom Cartons	E,B flute	E,B flute	E,B flute
3. Collapsible Boxes	E flute	E flute	E flute
LENGTH(M)	17.6	17.6	17.6
WEIGHT(Kg)	14,200	14,500	15,500
TOTAL CONNECTED LOAD(KVA)	40.72	40.72	40.72